


# Yuno's OFA Certification + Parents OFA Certification

**Orthopedic Foundation for Animals**  
Elbow Dysplasia Evaluation Report

VF POLAR BEARS PLATINUM YUNO  
registered name  
GERMAN SHEPHERD DOG  
breed

981020039697541  
tattoomicrochip/DNA profile  
2349584  
application number  
04/13/2022  
date of report

DN65385302  
registration no.  
M  
sex  
01/31/2021  
date of birth  
14  
age at evaluation in months



A Not-For-Profit  
Organization

**Owner**  
SANDRA SWAIN  
172 RICH GULCH ROAD  
OROVILLE CA 95965

**Veterinarian**  
ORANGEVALE VETERINARY HOSPITAL  
6248 MAIN AVE #D  
ORANGEVALE CA 95662

Preliminary Elbow Dysplasia Evaluation Report

**ELBOW JOINTS – FLEXED LATERAL VIEW**  
 negative for elbow dysplasia

**ELBOW DYSPLASIA**

GRADE I	L	R
GRADE II	L	R
GRADE III	L	R

**RADIOGRAPHIC FINDINGS**  
degenerative joint disease (DJD) \_\_\_\_\_  
united anconeal process (UAP) \_\_\_\_\_  
fragmented coronoid process (FCP) \_\_\_\_\_  
osteochondritis \_\_\_\_\_

*A.G. Keller, DVM, MS, DACVR*  
G.G. KELLER, DVM, MS, DACVR  
CHIEF OF VETERINARY SERVICES

2300 E Nkong Blvd | Columbia MO 65201 | Phone (573) 442-0418 | Fax (573) 875-5073 | ofa@ofa.org | www.ofa.org


**Yuno's OFA  
Certified:  
Fair Hips / Normal  
Elbows**

**Orthopedic Foundation for Animals**  
Hip Dysplasia Evaluation Report

VF POLAR BEARS PLATINUM YUNO  
registered name  
GERMAN SHEPHERD DOG  
breed

981020039697541  
tattoomicrochip/DNA profile  
2349584  
application number  
04/13/2022  
date of report

DN65385302  
registration no.  
M  
sex  
01/31/2021  
date of birth  
14  
age at evaluation in months



A Not-For-Profit  
Organization

**Owner**  
SANDRA SWAIN  
172 RICH GULCH ROAD  
OROVILLE CA 95965

**Veterinarian**  
ORANGEVALE VETERINARY HOSPITAL  
6248 MAIN AVE #D  
ORANGEVALE CA 95662

Preliminary Hip Dysplasia Evaluation Report

**EXCELLENT HIP JOINT CONFORMATION**  
superior hip joint conformation as compared with other individuals of the same breed and age

**GOOD HIP JOINT CONFORMATION**  
well formed hip joint conformation as compared with other individuals of the same breed and age

**FAIR HIP JOINT CONFORMATION**  
minor irregularities of the hip joint conformation as compared with other individuals of the same breed and age

**RADIOGRAPHIC FINDINGS**  
subluxation \_\_\_\_\_  
remodeling of femoral head/neck \_\_\_\_\_  
osteoarthritis/degenerative joint disease \_\_\_\_\_  
shallow acetabula \_\_\_\_\_  
acetabular impinge change \_\_\_\_\_  
unilateral pathology \_\_\_\_\_ left \_\_\_\_\_ right  
transitional vertebra \_\_\_\_\_  
spondylosis \_\_\_\_\_  
panosteitis \_\_\_\_\_

*A.G. Keller, DVM, MS, DACVR*  
G.G. KELLER, DVM, MS, DACVR  
CHIEF OF VETERINARY SERVICES

2300 E Nkong Blvd | Columbia MO 65201 | Phone (573) 442-0418 | Fax (573) 875-5073 | ofa@ofa.org | www.ofa.org

**Loujuan's Spiced Chai of Sprague aka: Chai (Dam)  
OFA Certified: Excellent Hips / Normal Elbows**

**VF Maximus's Polar Bear aka: Bear (Sire)  
OFA Certified: Good Hips / Normal Elbows**

**ORTHOPEDIC FOUNDATION FOR ANIMALS, INC.**

VF MAXIMUS'S POLAR BEAR  
registered name  
GERMAN SHEPHERD DOG  
breed

1666163  
application number  
8/1/2014  
date of report

DN34325702  
registration no.  
M  
sex  
7/14/2012  
date of birth  
24  
age at evaluation in months



A Not-For-Profit  
Organization

**GS-EL3052SM24-NOPI**  
OFA NUMBER

*This number issued with the right to correct or revoke by the Orthopedic Foundation for Animals.*

**RESULTS:**  
Based upon the radiograph submitted, the consensus was that no evidence of elbow dysplasia was recognized.

**NORMAL**

*A.G. Keller, DVM, MS, DACVR*  
G.G. KELLER, DVM, MS, DACVR  
CHIEF OF VETERINARY SERVICES

**Owner**  
SANDRA SWAIN  
172 RICH GULCH ROAD  
BUTTE VALLEY, CA 95965


www.ofa.org

**ORTHOPEDIC FOUNDATION FOR ANIMALS, INC.**

VF MAXIMUS'S POLAR BEAR  
registered name  
GERMAN SHEPHERD DOG  
breed

1666163  
application number  
5/6/2015  
date of report

DN34325702  
registration no.  
M  
sex  
7/14/2012  
date of birth  
33  
age at evaluation in months



A Not-For-Profit  
Organization

**GS-90724G33M-NOPI**  
OFA NUMBER

*This number issued with the right to correct or revoke by the Orthopedic Foundation for Animals.*

**RESULTS:**  
Based upon the radiograph submitted, the consensus was that no evidence of hip dysplasia was recognized. The hip joint conformation was evaluated as:

**GOOD**

*A.G. Keller, DVM, MS, DACVR*  
G.G. KELLER, DVM, MS, DACVR  
CHIEF OF VETERINARY SERVICES

**Owner**  
SANDRA SWAIN  
172 RICH GULCH ROAD  
BUTTE VALLEY, CA 95965


www.ofa.org

**Orthopedic Foundation for Animals**  
Preliminary (Consultation) Report

LOUJUAN'S SPICED CHAI OF SPRAGUE  
registered name  
GERMAN SHEPHERD DOG  
breed

05600003602518  
tattoomicrochip/DNA profile  
1868234  
application number

DN47249801  
registration number  
F  
sex  
7/10/2016  
date of birth  
8  
age at evaluation in months  
3/22/2017  
date of report



A Not-For-Profit  
Organization

**Owner**  
SANDY AHRENS  
11832 SMITH RD  
MARYSVILLE, CA 95901

**Veterinarian**  
ORANGEVALE VETERINARY HOSPITAL  
6248 MAIN AVE, STE D  
ORANGEVALE, CA 95662

**RADIOGRAPHIC EVALUATION OF PELVIC PHENOTYPE WITH RESPECT TO HIP DYSPLASIA**

*This study must be repeated when the animal is 24 months of age or older to qualify for an OFA number.*

**EXCELLENT HIP JOINT CONFORMATION\***  
superior hip joint conformation as compared with other individuals of the same breed and age

**GOOD HIP JOINT CONFORMATION\***  
well formed hip joint conformation as compared with other individuals of the same breed and age

**FAIR HIP JOINT CONFORMATION\***  
minor irregularities of the hip joint conformation as compared with other individuals of the same breed and age

**BORDERLINE HIP JOINT CONFORMATION**  
marginal hip joint conformation of indeterminate status with respect to hip dysplasia at this time – Repeat study in six months

**MILD HIP DYSPLASIA**  
radiographic evidence of minor dysplastic changes of the hip joints

**MODERATE HIP DYSPLASIA**  
well defined radiographic evidence of dysplastic changes of the hip joints

**SEVERE HIP DYSPLASIA**  
radiographic evidence of marked dysplastic changes of the hip joints

**HIP JOINTS – STANDARD VD VIEW**

subluxation \_\_\_\_\_  
remodeling of femoral head/neck \_\_\_\_\_  
osteoarthritis/degenerative joint disease \_\_\_\_\_  
shallow acetabula \_\_\_\_\_  
acetabular impinge change \_\_\_\_\_  
unilateral pathology \_\_\_\_\_ left \_\_\_\_\_ right  
transitional vertebra \_\_\_\_\_  
spondylosis \_\_\_\_\_  
panosteitis \_\_\_\_\_  
other \_\_\_\_\_

**RADIOGRAPHIC FINDINGS**  
ELBOW JOINTS – FLEXED LATERAL VIEW  
 negative for elbow dysplasia

**ELBOW DYSPLASIA**

Grade I	L	R
Grade II	L	R
Grade III	L	R

**RADIOGRAPHIC FINDINGS**  
degenerative joint disease (DJD) \_\_\_\_\_  
united anconeal process (UAP) \_\_\_\_\_  
fragmented coronoid process (FCP) \_\_\_\_\_  
osteochondritis \_\_\_\_\_

*A.G. Keller, DVM, MS, DACVR*  
G.G. KELLER, DVM, MS, DACVR  
CHIEF OF VETERINARY SERVICES